

Fund description and summary of investment policy

The Fund invests in a mix of South African interest-bearing securities. These securities can be issued by government, parastatals, corporates and banks. The Fund’s weighted average modified duration is limited to a maximum of two. Returns are likely to be less volatile than those of traditional income and bond funds, but more volatile than those of money market funds. The Fund is managed to comply with the investment limits governing retirement funds.

ASISA unit trust category: South African – Interest Bearing – Short Term

Fund objective and benchmark

The Fund aims to generate returns higher than bank deposits and traditional money market funds, while maintaining capital stability and low volatility. The Fund’s benchmark is the Alexander Forbes Short Term Fixed Interest (STeFI) Composite Index.

How we aim to achieve the Fund’s objective

The Fund invests in select South African interest-bearing securities providing an income yield and a high degree of capital stability. We formulate an interest rate outlook, which is influenced by our inflation outlook and expectations of the resulting Reserve Bank policy response. Based on this analysis, we select securities for the Fund. These will primarily be floating-rate notes, money market instruments and fixed interest paper with a low duration. We take a conservative approach to credit risk, liquidity risk and duration risk.

Suitable for those investors who

- Are risk-averse but seek returns higher than bank deposits and traditional money market funds
- Need a short-term investment account
- Seek a domestic-only interest-bearing ‘building block’
- Require monthly income distributions

Fund information on 31 May 2025

Fund size	R1.8bn
Number of units	58 076 884
Price (net asset value per unit)	R10.23
Modified duration	0.7
Gross yield (i.e. before fees)	8.7
Net yield (i.e. after fees)	7.9
Fund weighted average maturity (years)	5.0
Class	A

- The Fund’s benchmark is the Alexander Forbes Short Term Fixed Interest (STeFI) Composite Index. Performance as calculated by Allan Gray as at 31 May 2025. Source: Bloomberg.
- CPI inflation has been calculated based on the most recent rebased values from Stats SA, reflecting the data as at 30 April 2025 (source: IRESS).
- Maximum percentage decline over any period. The maximum drawdown occurred from 7 October 2024 to 8 October 2024. Drawdown is calculated on the total return of the Fund (i.e. including income).
- The percentage of calendar months in which the Fund produced a positive monthly return since inception.
- The standard deviation of the Fund’s monthly return. This is a measure of how much an investment’s return varies from its average over time.
- These are the highest or lowest consecutive 12-month returns since inception. This is a measure of how much the Fund and the benchmark returns have varied per rolling 12-month period. The Fund’s highest annual return occurred during the 12 months ended 31 May 2025 and the benchmark’s occurred during the 12 months ended 30 April 2025. The Fund’s lowest annual return occurred during the 12 months ended 30 April 2025 and the benchmark’s occurred during the 12 months ended 31 May 2025. All rolling 12-month figures for the Fund and the benchmark are available from our Client Service Centre on request.

Income distributions for the last 12 months

Actual payout (cents per unit), the Fund distributes monthly

Jun 2024	Jul 2024	Aug 2024	Sep 2024
6.57	8.11	7.40	7.76
Oct 2024	Nov 2024	Dec 2024	Jan 2025
7.58	7.09	7.68	7.32
Feb 2025	Mar 2025	Apr 2025	May 2025
6.56	7.12	6.90	6.93

Performance net of all fees and expenses

% Returns	Fund	Benchmark <sup>1</sup>	CPI inflation <sup>2</sup>
Cumulative:			
Since inception (1 May 2024)	11.4	8.9	2.8
Annualised:			
Since inception (1 May 2024)	10.5	8.2	2.8
Latest 1 year	10.8	8.1	2.8
Year-to-date (not annualised)	3.8	3.2	2.0
Risk measures (since inception)			
Maximum drawdown <sup>3</sup>	-1.2	n/a	n/a
Percentage positive months <sup>4</sup>	100.0	100.0	n/a
Annualised monthly volatility <sup>5</sup>	0.7	0.1	n/a
Highest annual return <sup>6</sup>	10.8	8.2	n/a
Lowest annual return <sup>6</sup>	10.5	8.1	n/a

Meeting the Fund objective

Since inception, the Fund has outperformed its benchmark. The Fund has provided returns in excess of CPI inflation. The Fund aims to minimise risk by maintaining capital stability and low volatility.

Annual management fee

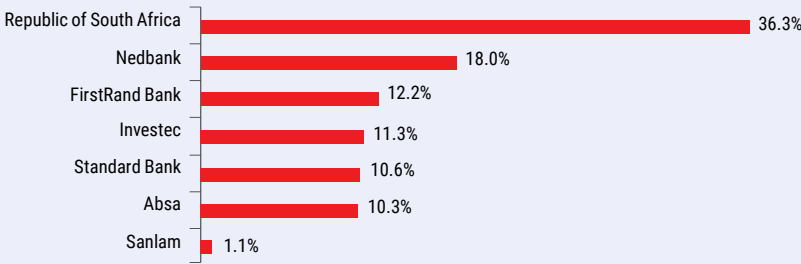
A fixed fee of 0.65% p.a. excl. VAT

Total expense ratio (TER) and transaction costs (updated quarterly)

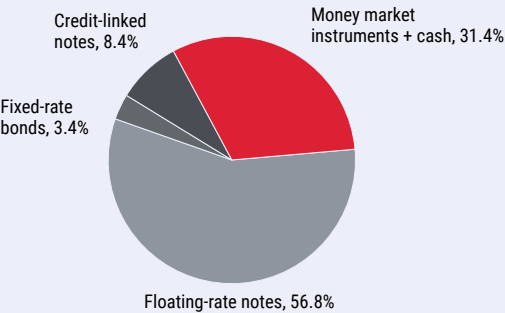
The annual management fee is included in the TER. The TER is a measure of the actual expenses incurred by the Fund over a one-year period (annualised). Transaction costs are disclosed separately. Complete and accurate data is only available after 12 months. The TER and transaction costs are therefore based on actual data, where available, and best estimates.

TER and transaction costs breakdown for the 1-year period ending 31 March 2025		1yr %
Total expense ratio		0.76
Fee for benchmark performance		0.65
Other costs excluding transaction costs		0.01
VAT		0.10
Transaction costs (including VAT)		0.00
Total investment charge		0.76

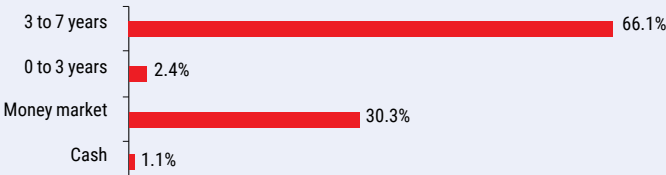
Top credit exposures on 31 May 2025



Asset allocation on 31 May 2025



Maturity profile on 31 May 2025



Note: There may be slight discrepancies in the totals due to rounding.

To start the year from an interest rate standpoint, the theme of “*uncertainty*” was prevalent at both the US Federal Reserve (the Fed) and South African Reserve Bank (SARB) meetings, with Fed Chair Jerome Powell and SARB Governor Lesetja Kganyago separately echoing that rate policy caution is warranted in these uncertain times. A dramatic shift in US fiscal, trade and military policy has ramifications for developed and emerging countries alike. A topic of much debate this year has been whether US President Donald Trump will impose higher tariffs upon key trading partners on a *sustained* basis. Such actions would result in higher US inflation and therefore higher interest rates. Alternatively, Trump’s actions at times suggest that he simply wishes to use the *threat* of these tariffs as a negotiating tool of statecraft to achieve other policy aims. These include more secure US borders, a commitment from the likes of Europe and China to raise their own imports from the US, and a fairer dispersion of military spending across the US, Europe and the UK that does not place unfair burden on the US when enacting North Atlantic Treaty Organization (NATO) peacekeeping duties and disbursing foreign aid. In a similar vein, the degree to which US government spending will be cut is also unclear – keeping in mind that such expenditure has acted as a key driver of US gross domestic product (GDP) growth and a steady source of US job listings.

Markets hate such uncertainty and so do businesses. The weakening of the S&P 500 index, which has lost 9% of its value in US dollars since its year-to-date highs, risks unwinding some of the wealth effect that has spurred consumer spending on both basic and discretionary goods, as well as luxury items and travel. Several US fast food and beverage companies have begun reporting faltering sales on the back of consumer economic anxiety while prices are simultaneously rising amid tariff-related price hikes from suppliers. If one extrapolates such stock market and business activity to indicate a coming recession, this implies that tariff-related inflationary threats will be watered down by depressed economic activity that ultimately lowers both consumer demand and prices. Therein lies the set of uncertain paths: Will US policy shifts raise inflation, or could they squash prices by bringing about a recession? The Fed is waiting for greater clarity.

Turning to domestic interest rates, many in the market have questioned why the SARB has not cut rates by more, given a repo rate of 7.5% as at end-March (close to its highest levels in 16 years) versus a consumer price inflation (CPI) rate of 3.2% as at end-February (levels last seen during the COVID-19 pandemic-related slump in economic activity). The answer may be that the SARB does not set interest rates in a vacuum. On the one hand, the expectation of softer US growth and the weaker US dollar observed this year lowers our local inflation trajectory. On the other hand, Governor Kganyago also highlights that the imposition of tariffs on South Africa or the loss of our African Growth and Opportunity Act (AGOA) preferential trade status with the US should mean lower growth domestically, with the SARB modelling up to a -0.7% hit to GDP in such a scenario as South Africa’s automotive and fruit exports decline. This analysis was done prior to the 30% tariff on South African imports announced by the Trump administration on 2 April 2025, which nullifies many AGOA benefits and will likely represent a shock to growth. This, combined with a local market confidence shock, could weaken the rand and raise our CPI trajectory materially. It is the job of the Monetary Policy Committee (MPC) to weigh the balance of such future risks when setting rates now. A recent win for South Africa’s administered price inflation trajectory is the reduced electricity tariff hikes granted to Eskom by the National Energy Regulator of South Africa (NERSA) of 12.7%, 5.4% and 6.2% for each of the next three years. That said, in its place, the SARB must now contemplate a new risk and weigh up the potential impact of a higher value-added tax (VAT) rate on consumer prices going forward.

During the quarter, the Fund added to five-year fixed-rate money market instruments. The Fund ended the quarter on an annual yield of 9%, with the market pricing for one more interest rate cut this year.

Commentary contributed by Thalia Petousis

Fund manager  
commentary as at  
31 March 2025

© 2025 Allan Gray Proprietary Limited. All rights reserved. The content and information may not be reproduced or distributed without the prior written consent of Allan Gray Proprietary Limited ("Allan Gray").

## Information and content

The information in and content of this publication are provided by Allan Gray as general information about the company and its products and services. Allan Gray does not guarantee the suitability or potential value of any information or particular investment source. The information provided is not intended to, nor does it constitute financial, tax, legal, investment or other advice. Before making any decision or taking any action regarding your finances, you should consult a qualified financial adviser. Nothing contained in this publication constitutes a solicitation, recommendation, endorsement or offer by Allan Gray; it is merely an invitation to do business. Allan Gray has taken and will continue to take care that all information provided, in so far as this is under its control, is true and correct. However, Allan Gray shall not be responsible for and therefore disclaims any liability for any loss, liability, damage (whether direct or consequential) or expense of any nature whatsoever which may be suffered as a result of or which may be attributable, directly or indirectly, to the use of or reliance on any information provided. Allan Gray is an authorised financial services provider.

## Management Company

Allan Gray Unit Trust Management (RF) (Pty) Ltd (the "Management Company") is registered as a management company under the Collective Investment Schemes Control Act 45 of 2002, in terms of which it operates unit trust portfolios under the Allan Gray Unit Trust Scheme, and is supervised by the Financial Sector Conduct Authority (FSCA). The Management Company is incorporated under the laws of South Africa and has been approved by the regulatory authority of Botswana to market its unit trusts in Botswana, however, it is not supervised or licensed in Botswana. Allan Gray (Pty) Ltd (the "Investment Manager"), an authorised financial services provider, is the appointed investment manager of the Management Company and is a member of the Association for Savings & Investment South Africa (ASISA). The trustee/custodian of the Allan Gray Unit Trust Scheme is Rand Merchant Bank, a division of FirstRand Bank Limited. The trustee/custodian can be contacted at RMB Custody and Trustee Services: Tel: +27 (0)11 301 6335 or [www.rmb.co.za](http://www.rmb.co.za).

## Performance

Collective investment schemes in securities (unit trusts or funds) are generally medium- to long-term investments. The value of units may go down as well as up and past performance is not necessarily a guide to future performance. The Management Company does not provide any guarantee regarding the capital or the performance of the Fund. Performance figures are provided by the Investment Manager and are for lump sum investments with income distributions reinvested. Actual investor performance may differ as a result of the investment date, the date of reinvestment and applicable taxes.

## Fund mandate

Funds may be closed to new investments at any time in order to be managed according to their mandates. Unit trusts are traded at ruling prices and can engage in borrowing and scrip lending. The funds may borrow up to 10% of their market value to bridge insufficient liquidity.

## Unit price

Unit trust prices are calculated on a net asset value basis, which is the total market value of all assets in the Fund, including any income accruals and less any permissible deductions from the Fund, divided by the number of units in issue. Forward pricing is used and fund valuations take place at approximately 16:00 each business day. Purchase and redemption requests must be received by the Management Company by 14:00 each business day to receive that day's price. Unit trust prices are available daily on [www.allangray.co.za](http://www.allangray.co.za).

## Yield

The Fund's gross yield is the estimated weighted average yield-to-maturity of all underlying interest-bearing instruments as at the last day of the month. The one-year TER is deducted from the gross yield to derive a yield net of fund expenses. Actual returns may differ based on changes in market values, interest rates and market factors during the investment period.

## Fees

Permissible deductions may include management fees, brokerage, securities transfer tax, auditor's fees, bank charges and trustee fees. A schedule of fees, charges and maximum commissions is available on request from Allan Gray.

## Total expense ratio (TER) and transaction costs

The total expense ratio (TER) is the annualised percentage of the Fund's average assets under management that has been used to pay the Fund's actual expenses over the past one- and three-year periods. The TER includes the annual management fees that have been charged (both the fee at benchmark and any performance component charged), VAT and other expenses like audit and trustee fees. Transaction costs (including brokerage, securities transfer tax, Share Transactions Totally Electronic (STRATE) and FSCA Investor Protection Levy and VAT thereon) are shown separately. Transaction costs are necessary costs in administering the Fund and impact Fund returns. They should not be considered in isolation as returns may be impacted by many other factors over time, including market returns, the type of financial product, the investment decisions of the investment manager, and the TER. Since Fund returns are quoted after the deduction of these expenses, the TER and transaction costs should not be deducted again from published returns. As unit trust expenses vary, the current TER cannot be used as an indication of future TERs. A higher TER does not necessarily imply a poor return, nor does a low TER imply a good return. Instead, when investing, the investment objective of the Fund should be aligned with the investor's objective and compared against the performance of the Fund. The TER and other funds' TERs should then be used to evaluate whether the Fund performance offers value for money. The sum of the TER and transaction costs is shown as the total investment charge (TIC).

## Compliance with Regulation 28

The Fund is managed to comply with Regulation 28 of the Pension Funds Act 24 of 1956 (the "Pension Funds Act"). Exposures in excess of the limits will be corrected immediately, except where due to a change in the fair value or characteristic of an asset, e.g. market value fluctuations, in which case they will be corrected within the prescribed regulatory time period. The Management Company does not monitor compliance by retirement funds with section 19(4) of the Pension Funds Act (item 6 of Table 1 to Regulation 28).

## FTSE/JSE All Share Index, FTSE/JSE All Bond Index

The FTSE/JSE All Share Index and FTSE/JSE All Bond Index are calculated by FTSE International Limited ("FTSE") in conjunction with the JSE Limited ("JSE") in accordance with standard criteria. The FTSE/JSE All Share Index and FTSE/JSE All Bond Index are the proprietary information of FTSE and the JSE. All copyright subsisting in the values and constituent lists of the FTSE/JSE All Share Index and FTSE/JSE All Bond Index vests in FTSE and the JSE jointly. All their rights are reserved.

## Bloomberg Index Services Limited

Bloomberg® and the indices referenced herein (the "Indices", and each such index, an "Index") are service marks of Bloomberg Finance L.P. and its affiliates (collectively "Bloomberg") and/or one or more third-party providers (each such provider, a "Third-Party Provider,") and have been licensed for use for certain purposes to Allan Gray Proprietary Limited (the "Licensee"). To the extent a Third-Party Provider contributes intellectual property in connection with the Index, such third-party products, company names and logos are trademarks or service marks, and remain the property, of such Third-Party Provider. Bloomberg or Bloomberg's licensors own all proprietary rights in the Bloomberg Indices. Neither Bloomberg nor Bloomberg's licensors, including a Third-Party Provider, approves or endorses this material, or guarantees the accuracy or completeness of any information herein, or makes any warranty, express or implied, as to the results to be obtained therefrom and, to the maximum extent allowed by law, neither Bloomberg nor Bloomberg's licensors, including a Third-Party Provider, shall have any liability or responsibility for injury or damages arising in connection therewith.

## Important information for investors

### Need more information?

You can obtain additional information about your proposed investment from Allan Gray free of charge either via our website [www.allangray.co.za](http://www.allangray.co.za) or via our Client Service Centre on **0860 000 654**.